

KEY INFORMATION DOCUMENT

PURPOSE: This document provides you with key information about this investment product. It is not marketing material. The information is required by law to help you understand the nature, risks, costs, potential gains and losses of this product and to help you compare it with other products.

PRODUCT

FUNDROCK UCITS PLATFORM I ICAV- Eden Global Natural Resources UCITS ESG Fund EUR PRF

a Sub-Fund of FUNDROCK UCITS PLATFORM I ICAV

ISIN: IE0000U71G12

Manufacturer:

Name: FundRock Management Company S.A.
Contact Details: 33, rue de Gasperich, L-5826 Hesperange, Luxembourg, Call (+352) 27 111 1 for more information
Website: www.fundrock.com
Competent authority: The Central Bank of Ireland is responsible for supervising FundRock Management Company S.A. in relation to this Key Information Document. FUNDROCK UCITS PLATFORM I ICAV is authorised in Ireland and regulated by The Central Bank of Ireland.

Date of production: 15/05/2024

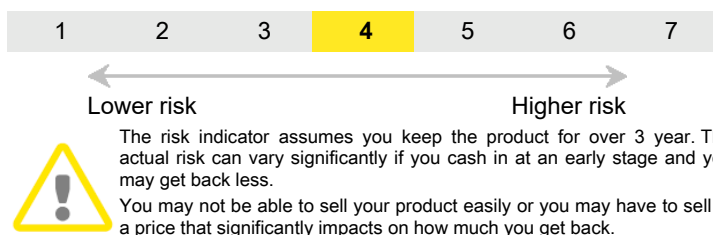
WHAT IS THIS PRODUCT?

Type : This product is a share of an investment company qualifying as an undertaking for collective investment in transferable securities (UCITS).
Term : This product has no maturity date. However, the Board of Directors may decide to close the product under certain circumstances.
Objectives : The investment objective of the Fund is to achieve long term growth by investing in companies which have exposure to the natural resources sector which incorporates the metals and mining, energy and agriculture sectors.
The Fund will seek exposure, through investment on a long only basis in global equities and equity-related securities to companies with natural resource assets at different points in the development cycle, including producing
The Fund will be actively managed and will invest on a long only basis in equities and equity-related securities, including preference shares and convertible bonds issued by companies which are, or have the potential to be, involved in the development and production of natural resources and related support services.
The Fund will seek to gain exposure to a diversified global portfolio of natural resources companies, across a number of commodity sectors, on a long only basis through investment in equities and equity- related securities. The commodity sectors include: precious metals; base metals; bulk commodities (including (a) iron ore, grain, bauxite and alumina, phosphate rock; and (b) minor bulk commodities such as forest products); energy (excluding coal, oil and gas explorers and producers); agriculture; and associated support service companies.
The Fund may also invest in open-ended collective investment schemes ("CIS") which provide exposure to securities that are consistent with the investment policy of the Fund within the limit on investment in open-ended CIS i.e. no more than 10%, in aggregate, of the Net Asset Value of the Fund.
The Fund pursues an actively-managed investment strategy that is uncorrelated to any benchmark and is managed with reference only to the S&P Global Natural Resources Index which is used for performance comparison purposes.
The Benchmark Reference Index includes fossil fuel constituents (approximately 30% of the Benchmark Reference Index is fossil fuel companies).
The Fund does not invest in fossil fuels and as such is not fully correlated to the Benchmark Reference Index, however it is the nearest index to the Funds investment universe.
The Fund is classified as an Article 8 fund pursuant to the EU Sustainable Finance Disclosures Regulation (2019/2088) on sustainability-related disclosures in the financial services sector ("SFDR") and promotes environmental and social characteristics and invests in companies that apply good corporate governance.
The Fund may enter into forward contracts to hedge the foreign currency exposure of individual Share Classes either against the base Currency or the currencies in which the Share Classes of the Fund are denominated.
Your Shares will be accumulating. Income from investment in the Fund will be re-invested and therefore rolled up into the value of your shares.
The Fund Currency is EUR. The Share Class Currency is GBP.

The Fund launched on 15th May 2024.
The Share class launched on 15th May 2024.
Intended retail investor : A typical investor in the Fund may be an investor with a medium to long term time horizon seeking to achieve capital appreciation principally in listed equities on a global basis. The fund is ideal for professional investors only.
Depository: European Depository Bank SA, Dublin Branch

WHAT ARE THE RISKS AND WHAT COULD I GET IN RETURN?

Risk indicator



We have classified this product as 4 out of 7, which is a medium risk class. This rates the potential losses from future performance at a medium level, and poor market conditions could impact our capacity to pay you.

The summary risk indicator is a guide to the level of risk of this product compared to other products. It shows how likely it is that the product will lose money because of movements in the markets or because we are not able to pay you.

Investors shall note that besides the risks included in the risk indicator, other risks such as sustainability, natural resources investment, commodities, concentration, hedging, liquidity and settlement risk. Risk linked to use of derivative instruments may affect the fund performance.

This product does not include any protection from future market performance so you could lose some or all of your investment. If not able to pay you what is owed, you could lose your entire investment.

Performance scenarios

What you will get from this product depends on future market performance. Market developments in the future are uncertain and cannot be accurately predicted.

The unfavourable, moderate, and favourable scenarios shown are illustrations using the worst, average, and best performance of the product/benchmark over the last 10 years. The scenarios shown are illustrations based on results from the past and on certain assumptions. Markets could develop very differently in the future.

Recommended holding period (RHP): 3 years Example Investment: 10,000 EUR			
Scenarios		If you exit after 1 year	If you exit after 3 years (RHP)
Minimum	There is no minimum guaranteed return. You could lose some or all of your investment.		
Stress	What you might get back after costs	4,740 EUR	4,700 EUR
	Average return each year	-52.55%	-22.25%
Unfavourable	What you might get back after costs	6,920 EUR	7,120 EUR
	Average return each year	-30.84%	-10.71%
Moderate	What you might get back after costs	10,310 EUR	11,390 EUR
	Average return each year	3.13%	4.44%
Favourable	What you might get back after costs	14,780 EUR	18,080 EUR
	Average return each year	47.82%	21.82%

Unfavourable scenario: This type of scenario occurred for an investment/benchmark or proxy between March 2017 and March 2020

Moderate scenario: This type of scenario occurred for an investment/benchmark or proxy between November 2018 and November 2021

Favourable scenario: This type of scenario occurred for an investment/benchmark or proxy between March 2020 and March 2023

The figures shown include all the costs of the product itself but may not include all the costs that you pay to your advisor or distributor. The figures do not take into account your personal tax situation, which may also affect how much you get back.

The stress scenario shows what you might get back in extreme market circumstances.

WHAT HAPPENS IF FUNDROCK MANAGEMENT COMPANY S.A. IS UNABLE TO PAY OUT ?

The Management Company is responsible for administration and management of the Fund, and does not hold assets of the Fund (assets that can be held by a depositary are, in line with applicable regulations, held with a depositary in its custody network). The Management Company, as the PRIIPs manufacturer of this product has no obligation to pay out since the product design does not contemplate any such payment being made. To protect investors, the assets of the Fund are held with the depositary. In the event of insolvency of the depositary, the Fund's assets are protected and are not subject to a claim by the depositary's liquidator. If the ICAV is not able to pay out, investors are not covered by any national compensation scheme. Should the ICAV default, the depositary would liquidate the investments and distribute the proceeds to the investors. In the worst case, however, you could lose your entire investment.

WHAT ARE THE COSTS?

The person advising on or selling you this product may charge you other costs. If so, this person will provide you with information about these costs and how they affect your investment.

Cost over time

The tables show the amounts that are taken from your investment to cover different types of costs. These amounts depend on how much you invest, how long you hold the product. The amounts shown here are illustrations based on an example investment amount and different possible investment periods.

We have assumed:

- In the first year you would get back the amount that you invested (0% annual return).
- For the other holding periods we have assumed the product performs as shown in the moderate scenario.
- 10,000 EUR is invested.

Example Investment: 10,000 EUR	If you exit after 1 year	If you exit after 3 years (RHP)
Total costs	283 EUR	994 EUR
Annual cost impact(*)	2.83%	2.95%

*This illustrates how costs reduce your return each year over the holding period. For example it shows that if you exit at the recommended holding period your average return per year is projected to be 7.39% before costs and 4.44% after costs.

Composition of costs

One-off costs upon entry or exit		If you exit after 1 year
Entry costs	We do not charge an entry fee for this product	0 EUR
Exit costs	We do not charge an exit fee for this product	0 EUR
Ongoing costs taken each year		
Management fees and other administrative or operating costs	1.4% of the value of your investment per year. This is an estimate based on actual costs over the last year.	144 EUR
Transaction costs	0.60% of the value of your investment per year. This is an estimate of the costs incurred when we buy and sell the underlying investments for the product. The actual amount will vary depending on how much we buy and sell.	62 EUR
Incidental costs taken under specific conditions		
Performance fees and carried interest	The manager will be entitled to 15% of the amount by which the closing net asset value price per share of the relevant calculation period exceeds each of the following Target Prices- Target Price A - the highest closing net asset value price per share attributable to the fund since inception and Target Price B - the closing net asset value price per share attributable to the fund on the last day of the previous calculation period adjusted by the value of the hurdle rate. The actual amount will vary depending on how well your investment performs. The estimated performance fee for this share class is 0.75%. The aggregated cost estimation above includes the average over the last 5 years.	77 EUR

HOW LONG SHOULD I HOLD IT AND CAN I TAKE MY MONEY OUT EARLY?

The recommended minimum holding period: 3 years.

You should be prepared to stay invested for over 3 years. However, you can redeem your investment, the Fund may accept requests for redemptions on Shares at the referable Net Asset Value per Share of the relevant Share Class less any Duties and Charges and the Redemption Charge on each Dealing Day, which may every Business Day or such other Business Day(s) as the Directors may determine and notify to Shareholders in advance provided that there shall be at least one dealing day per fortnight.

HOW CAN I COMPLAIN?

Complaints about the behaviour of the person who advised you on the product or sold it to you, should be addressed directly to that person. Complaints about the product or the behaviour of the manufacturer of this product should be directed to the following address:

Postal address: FundRock Management Company S.A., 33 Rue de Gasperich, 5826 Hesperange, Luxembourg.

E-mail: FRMC_qualitycare@fundrock.com

Website: <https://www.fundrock.com/policies-and-compliance/complaints-policy/>

In all cases, the complainant must clearly indicate his/her contact details (name, address, phone number or email address) and provide a brief explanation of the claim.

OTHER RELEVANT INFORMATION

Conversion right: The shareholders of a fund may convert shares of one fund into shares of another fund as the Directors may permit in one or more Creation Units.

Segregation: The assets and liabilities of the fund are segregated from those of other funds in the ICAV.

Additional information: Paper copies of the Sub-Fund's Prospectus, the Articles of Association, the Key Investor Information Document, the latest annual and semi-annual reports for the Fund may be obtained free of charge from at <https://fundinfo.fundrock.com/Professional/> and also from the Administrator available at Fundrock UCITS Platform I ICAV, 2nd Floor, Irish Life Centre, Abbey Street Lower, Dublin, D01P767, Ireland. The Net Asset Value per share will be available on <https://eden-asset.com/fund>.

Past performance and previous performance scenarios: The cost, performance and risk calculations included in this key information document follow the methodology prescribed by EU rules. Note that the performance scenarios calculated above are derived exclusively from the past performance of the Fund's share price/benchmark and that past performance is not a guide to future returns. Therefore, your investment may be at risk and you may not get back the returns illustrated. Investors should not base their investment decisions solely upon the scenarios shown.

Any past performance data presented will be for up to 10 calendar years from the date of the launch of a share class. No performance data will be presented for a share class that does not yet have performance data for one complete calendar year as there would be insufficient data to provide a useful indication of past performance to retail investors.

The representative in Switzerland is FundRock Switzerland SA, Route de Cité-Ouest 2, 1196 Gland, Switzerland. The paying agent in Switzerland is Banque Cantonale de Genève, 17, quai de l'Île, 1204 Geneva, Switzerland. The Prospectus, the Articles of Association and annual and semi-annual report, if any can be obtained free of charge from the representative in Switzerland. With regards to the Shares offered in Switzerland, the place of performance is the registered office of the representative and the place of jurisdiction is at the registered office of the representative or at the registered office or place of residence of the investor.

Previous past performance may be found at: maia.amfinfo.com/kid_past_performance_bar_chart

Previous performance scenario calculations may be found at: maia.amfinfo.com/histo_kid_scenario

KEY INFORMATION DOCUMENT

PURPOSE: This document provides you with key information about this investment product. It is not marketing material. The information is required by law to help you understand the nature, risks, costs, potential gains and losses of this product and to help you compare it with other products.

PRODUCT

FUNDROCK UCITS PLATFORM I ICAV- Eden Global Natural Resources UCITS ESG Fund GBP PRF

a Sub-Fund of FUNDROCK UCITS PLATFORM I ICAV

ISIN: IE000B0SVFJ4

Manufacturer:

Name: FundRock Management Company S.A.
Contact Details: 33, rue de Gasperich, L-5826 Hesperange, Luxembourg, Call (+352) 27 111 1 for more information
Website: www.fundrock.com
Competent authority: The Central Bank of Ireland is responsible for supervising FundRock Management Company S.A. in relation to this Key Information Document. FUNDROCK UCITS PLATFORM I ICAV is authorised in Ireland and regulated by The Central Bank of Ireland.

Date of production: 15/05/2024

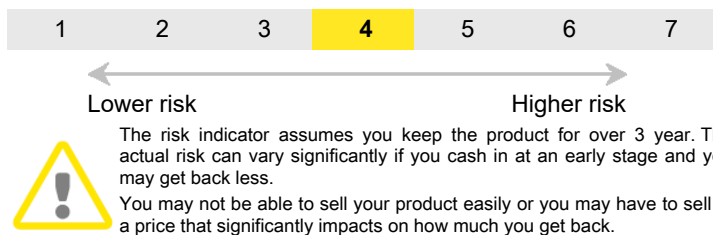
WHAT IS THIS PRODUCT?

Type : This product is a share of an investment company qualifying as an undertaking for collective investment in transferable securities (UCITS).
Term : This product has no maturity date. However, the Board of Directors may decide to close the product under certain circumstances.
Objectives : The investment objective of the Fund is to achieve long term growth by investing in companies which have exposure to the natural resources sector which incorporates the metals and mining, energy and agriculture sectors.
The Fund will seek exposure, through investment on a long only basis in global equities and equity-related securities to companies with natural resource assets at different points in the development cycle, including producing
The Fund will be actively managed and will invest on a long only basis in equities and equity-related securities, including preference shares and convertible bonds issued by companies which are, or have the potential to be, involved in the development and production of natural resources and related support services.
The Fund will seek to gain exposure to a diversified global portfolio of natural resources companies, across a number of commodity sectors, on a long only basis through investment in equities and equity- related securities. The commodity sectors include: precious metals; base metals; bulk commodities (including (a) iron ore, grain, bauxite and alumina, phosphate rock; and (b) minor bulk commodities such as forest products); energy (excluding coal, oil and gas explorers and producers); agriculture; and associated support service companies.
The Fund may also invest in open-ended collective investment schemes ("CIS") which provide exposure to securities that are consistent with the investment policy of the Fund within the limit on investment in open-ended CIS i.e. no more than 10%, in aggregate, of the Net Asset Value of the Fund.
The Fund pursues an actively-managed investment strategy that is uncorrelated to any benchmark and is managed with reference only to the S&P Global Natural Resources Index which is used for performance comparison purposes.
The Benchmark Reference Index includes fossil fuel constituents (approximately 30% of the Benchmark Reference Index is fossil fuel companies).
The Fund does not invest in fossil fuels and as such is not fully correlated to the Benchmark Reference Index, however it is the nearest index to the Funds investment universe.
The Fund is classified as an Article 8 fund pursuant to the EU Sustainable Finance Disclosures Regulation (2019/2088) on sustainability-related disclosures in the financial services sector ("SFDR") and promotes environmental and social characteristics and invests in companies that apply good corporate governance.
The Fund may enter into forward contracts to hedge the foreign currency exposure of individual Share Classes either against the base Currency or the currencies in which the Share Classes of the Fund are denominated.
Your Shares will be accumulating. Income from investment in the Fund will be re-invested and therefore rolled up into the value of your shares.
The Fund Currency is EUR. The Share Class Currency is GBP.

The Fund launched on 15th May 2024.
The Share class launched on 15th May 2024.
Intended retail investor : A typical investor in the Fund may be an investor with a medium to long term time horizon seeking to achieve capital appreciation principally in listed equities on a global basis. The fund is ideal for professional investors only.
Depository: European Depository Bank SA, Dublin Branch

WHAT ARE THE RISKS AND WHAT COULD I GET IN RETURN?

Risk indicator



We have classified this product as 4 out of 7, which is a medium risk class. This rates the potential losses from future performance at a medium level, and poor market conditions could impact our capacity to pay you.

The summary risk indicator is a guide to the level of risk of this product compared to other products. It shows how likely it is that the product will lose money because of movements in the markets or because we are not able to pay you.

Investors shall note that besides the risks included in the risk indicator, other risks such as sustainability, natural resources investment, commodities, concentration, hedging, liquidity and settlement risk. Risk linked to use of derivative instruments may affect the fund performance.

This product does not include any protection from future market performance so you could lose some or all of your investment. If not able to pay you what is owed, you could lose your entire investment.

Performance scenarios

What you will get from this product depends on future market performance. Market developments in the future are uncertain and cannot be accurately predicted.

The unfavourable, moderate, and favourable scenarios shown are illustrations using the worst, average, and best performance of the product/benchmark over the last 10 years. The scenarios shown are illustrations based on results from the past and on certain assumptions. Markets could develop very differently in the future.

Recommended holding period (RHP): 3 years Example Investment: 10,000 GBP			
Scenarios		If you exit after 1 year	If you exit after 3 years (RHP)
Minimum	There is no minimum guaranteed return. You could lose some or all of your investment.		
Stress	What you might get back after costs	4,720 GBP	4,730 GBP
	Average return each year	-52.76%	-22.07%
Unfavourable	What you might get back after costs	7,140 GBP	7,440 GBP
	Average return each year	-28.64%	-9.40%
Moderate	What you might get back after costs	10,280 GBP	12,080 GBP
	Average return each year	2.82%	6.51%
Favourable	What you might get back after costs	16,120 GBP	17,860 GBP
	Average return each year	61.23%	21.32%

Unfavourable scenario: This type of scenario occurred for an investment/benchmark or proxy between March 2017 and March 2020

Moderate scenario: This type of scenario occurred for an investment/benchmark or proxy between October 2014 and October 2017

Favourable scenario: This type of scenario occurred for an investment/benchmark or proxy between September 2015 and September 2018

The figures shown include all the costs of the product itself but may not include all the costs that you pay to your advisor or distributor. The figures do not take into account your personal tax situation, which may also affect how much you get back.

The stress scenario shows what you might get back in extreme market circumstances.

WHAT HAPPENS IF FUNDROCK MANAGEMENT COMPANY S.A. IS UNABLE TO PAY OUT ?

The Management Company is responsible for administration and management of the Fund, and does not hold assets of the Fund (assets that can be held by a depository are, in line with applicable regulations, held with a depository in its custody network). The Management Company, as the PRIIPs manufacturer of this product has no obligation to pay out since the product design does not contemplate any such payment being made. To protect investors, the assets of the Fund are held with the depository. In the event of insolvency of the depository, the Fund's assets are protected and are not subject to a claim by the depository's liquidator. If the ICAV is not able to pay out, investors are not covered by any national compensation scheme. Should the ICAV default, the depository would liquidate the investments and distribute the proceeds to the investors. In the worst case, however, you could lose your entire investment.

WHAT ARE THE COSTS?

The person advising on or selling you this product may charge you other costs. If so, this person will provide you with information about these costs and how they affect your investment.

Cost over time

The tables show the amounts that are taken from your investment to cover different types of costs. These amounts depend on how much you invest, how long you hold the product. The amounts shown here are illustrations based on an example investment amount and different possible investment periods.

We have assumed:

- In the first year you would get back the amount that you invested (0% annual return).
- For the other holding periods we have assumed the product performs as shown in the moderate scenario.
- 10,000 GBP is invested.

Example Investment: 10,000 GBP	If you exit after 1 year	If you exit after 3 years (RHP)
Total costs	283 GBP	1,054 GBP
Annual cost impact(*)	2.83%	3.01%

*This illustrates how costs reduce your return each year over the holding period. For example it shows that if you exit at the recommended holding period your average return per year is projected to be 9.52% before costs and 6.51% after costs.

Composition of costs

One-off costs upon entry or exit		If you exit after 1 year
Entry costs	We do not charge an entry fee for this product	0 GBP
Exit costs	We do not charge an exit fee for this product	0 GBP
Ongoing costs taken each year		
Management fees and other administrative or operating costs	1.4% of the value of your investment per year. This is an estimate based on actual costs over the last year.	144 GBP
Transaction costs	0.60% of the value of your investment per year. This is an estimate of the costs incurred when we buy and sell the underlying investments for the product. The actual amount will vary depending on how much we buy and sell.	62 GBP
Incidental costs taken under specific conditions		
Performance fees and carried interest	The manager will be entitled to 15% of the amount by which the closing net asset value price per share of the relevant calculation period exceeds each of the following Target Prices- Target Price A - the highest closing net asset value price per share attributable to the fund since inception and Target Price B - the closing net asset value price per share attributable to the fund on the last day of the previous calculation period adjusted by the value of the hurdle rate. The actual amount will vary depending on how well your investment performs. The estimated performance fee for this share class is 0.75%. The aggregated cost estimation above includes the average over the last 5 years.	77 GBP

HOW LONG SHOULD I HOLD IT AND CAN I TAKE MY MONEY OUT EARLY?

The recommended minimum holding period: 3 years.

You should be prepared to stay invested for over 3 years. However, you can redeem your investment, the Fund may accept requests for redemptions on Shares at the referable Net Asset Value per Share of the relevant Share Class less any Duties and Charges and the Redemption Charge on each Dealing Day, which may every Business Day or such other Business Day(s) as the Directors may determine and notify to Shareholders in advance provided that there shall be at least one dealing day per fortnight.

HOW CAN I COMPLAIN?

Complaints about the behaviour of the person who advised you on the product or sold it to you, should be addressed directly to that person. Complaints about the product or the behaviour of the manufacturer of this product should be directed to the following address:

Postal address: FundRock Management Company S.A., 33 Rue de Gasperich, 5826 Hesperange, Luxembourg.

E-mail: FRMC_qualitycare@fundrock.com

Website: <https://www.fundrock.com/policies-and-compliance/complaints-policy/>

In all cases, the complainant must clearly indicate his/her contact details (name, address, phone number or email address) and provide a brief explanation of the claim.

OTHER RELEVANT INFORMATION

Conversion right: The shareholders of a fund may convert shares of one fund into shares of another fund as the Directors may permit in one or more Creation Units.

Segregation: The assets and liabilities of the fund are segregated from those of other funds in the ICAV.

Additional information: Paper copies of the Sub-Fund's Prospectus, the Articles of Association, the Key Investor Information Document, the latest annual and semi-annual reports for the Fund may be obtained free of charge from at <https://fundinfo.fundrock.com/Professional/> and also from the Administrator available at Fundrock UCITS Platform I ICAV, 2nd Floor, Irish Life Centre, Abbey Street Lower, Dublin, D01P767, Ireland. The Net Asset Value per share will be available on <https://eden-asset.com/fund>.

Past performance and previous performance scenarios: The cost, performance and risk calculations included in this key information document follow the methodology prescribed by EU rules. Note that the performance scenarios calculated above are derived exclusively from the past performance of the Fund's share price/benchmark and that past performance is not a guide to future returns. Therefore, your investment may be at risk and you may not get back the returns illustrated. Investors should not base their investment decisions solely upon the scenarios shown.

Any past performance data presented will be for up to 10 calendar years from the date of the launch of a share class. No performance data will be presented for a share class that does not yet have performance data for one complete calendar year as there would be insufficient data to provide a useful indication of past performance to retail investors.

The representative in Switzerland is FundRock Switzerland SA, Route de Cité-Ouest 2, 1196 Gland, Switzerland. The paying agent in Switzerland is Banque Cantonale de Genève, 17, quai de l'Île, 1204 Geneva, Switzerland. The Prospectus, the Articles of Association and annual and semi-annual report, if any can be obtained free of charge from the representative in Switzerland. With regards to the Shares offered in Switzerland, the place of performance is the registered office of the representative and the place of jurisdiction is at the registered office of the representative or at the registered office or place of residence of the investor.

Previous past performance may be found at: maia.amfinfo.com/kid_past_performance_bar_chart

Previous performance scenario calculations may be found at: maia.amfinfo.com/histo_kid_scenario

KEY INFORMATION DOCUMENT

PURPOSE: This document provides you with key information about this investment product. It is not marketing material. The information is required by law to help you understand the nature, risks, costs, potential gains and losses of this product and to help you compare it with other products.

PRODUCT

FUNDROCK UCITS PLATFORM I ICAV- Eden Global Natural Resources UCITS ESG Fund EUR DIS

a Sub-Fund of FUNDROCK UCITS PLATFORM I ICAV

ISIN: IE000DFGHR2

Manufacturer:

Name: FundRock Management Company S.A.
Contact Details: 33, rue de Gasperich, L-5826 Hesperange, Luxembourg, Call (+352) 27 111 1 for more information
Website: www.fundrock.com
Competent authority: The Central Bank of Ireland is responsible for supervising FundRock Management Company S.A. in relation to this Key Information Document. FUNDROCK UCITS PLATFORM I ICAV is authorised in Ireland and regulated by The Central Bank of Ireland.

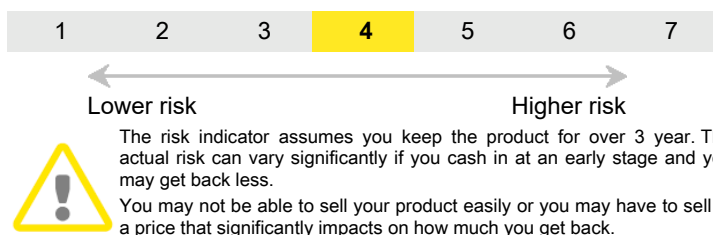
Date of production: 15/05/2024

WHAT IS THIS PRODUCT?

Type : This product is a share of an investment company qualifying as an undertaking for collective investment in transferable securities (UCITS).
Term : This product has no maturity date. However, the Board of Directors may decide to close the product under certain circumstances.
Objectives : The investment objective of the Fund is to achieve long term growth by investing in companies which have exposure to the natural resources sector which incorporates the metals and mining, energy and agriculture sectors.
The Fund will seek exposure, through investment on a long only basis in global equities and equity-related securities to companies with natural resource assets at different points in the development cycle, including producing
The Fund will be actively managed and will invest on a long only basis in equities and equity-related securities, including preference shares and convertible bonds issued by companies which are, or have the potential to be, involved in the development and production of natural resources and related support services.
The Fund will seek to gain exposure to a diversified global portfolio of natural resources companies, across a number of commodity sectors, on a long only basis through investment in equities and equity- related securities. The commodity sectors include: precious metals; base metals; bulk commodities (including (a) iron ore, grain, bauxite and alumina, phosphate rock; and (b) minor bulk commodities such as forest products); energy (excluding coal, oil and gas explorers and producers); agriculture; and associated support service companies.
The Fund may also invest in open-ended collective investment schemes ("CIS") which provide exposure to securities that are consistent with the investment policy of the Fund within the limit on investment in open-ended CIS i.e. no more than 10%, in aggregate, of the Net Asset Value of the Fund.
The Fund pursues an actively-managed investment strategy that is uncorrelated to any benchmark and is managed with reference only to the S&P Global Natural Resources Index which is used for performance comparison purposes.
The Benchmark Reference Index includes fossil fuel constituents (approximately 30% of the Benchmark Reference Index is fossil fuel companies).
The Fund does not invest in fossil fuels and as such is not fully correlated to the Benchmark Reference Index, however it is the nearest index to the Funds investment universe.
The Fund is classified as an Article 8 fund pursuant to the EU Sustainable Finance Disclosures Regulation (2019/2088) on sustainability-related disclosures in the financial services sector ("SFDR") and promotes environmental and social characteristics and invests in companies that apply good corporate governance.
The Fund may enter into forward contracts to hedge the foreign currency exposure of individual Share Classes either against the base Currency or the currencies in which the Share Classes of the Fund are denominated.
These shares are distribution shares. Income and capital gains may be distributed.
The Fund Currency is EUR. The Share Class Currency is EUR.
The Fund launched on 15th May 2024.
The Share class launched on 15th May 2024.
Intended retail investor : A typical investor in the Fund may be an investor with a medium to long term time horizon seeking to achieve capital appreciation principally in listed equities on a global basis. The fund is ideal for professional investors only.
Depositary: European Depositary Bank SA, Dublin Branch

WHAT ARE THE RISKS AND WHAT COULD I GET IN RETURN?

Risk indicator



We have classified this product as 4 out of 7, which is a medium risk class. This rates the potential losses from future performance at a medium level, and poor market conditions could impact our capacity to pay you.

The summary risk indicator is a guide to the level of risk of this product compared to other products. It shows how likely it is that the product will lose money because of movements in the markets or because we are not able to pay you.

Investors shall note that besides the risks included in the risk indicator, other risks such as sustainability, natural resources investment, commodities, concentration, hedging, liquidity and settlement risk. Risk linked to use of derivative instruments may affect the fund performance.

This product does not include any protection from future market performance so you could lose some or all of your investment. If not able to pay you what is owed, you could lose your entire investment.

Performance scenarios

What you will get from this product depends on future market performance. Market developments in the future are uncertain and cannot be accurately predicted.

The unfavourable, moderate, and favourable scenarios shown are illustrations using the worst, average, and best performance of the product/benchmark over the last 10 years. The scenarios shown are illustrations based on results from the past and on certain assumptions. Markets could develop very differently in the future.

Recommended holding period (RHP): 3 years Example Investment: 10,000 EUR			
Scenarios		If you exit after 1 year	If you exit after 3 years (RHP)
Minimum	There is no minimum guaranteed return. You could lose some or all of your investment.		
Stress	What you might get back after costs	4,740 EUR	4,700 EUR
	Average return each year	-52.55%	-22.25%
Unfavourable	What you might get back after costs	6,920 EUR	7,120 EUR
	Average return each year	-30.84%	-10.71%
Moderate	What you might get back after costs	10,310 EUR	11,390 EUR
	Average return each year	3.13%	4.44%
Favourable	What you might get back after costs	14,780 EUR	18,080 EUR
	Average return each year	47.82%	21.82%

Unfavourable scenario: This type of scenario occurred for an investment/benchmark or proxy between March 2017 and March 2020

Moderate scenario: This type of scenario occurred for an investment/benchmark or proxy between November 2018 and November 2021

Favourable scenario: This type of scenario occurred for an investment/benchmark or proxy between March 2020 and March 2023

The figures shown include all the costs of the product itself but may not include all the costs that you pay to your advisor or distributor. The figures do not take into account your personal tax situation, which may also affect how much you get back.

The stress scenario shows what you might get back in extreme market circumstances.

WHAT HAPPENS IF FUNDROCK MANAGEMENT COMPANY S.A. IS UNABLE TO PAY OUT ?

The Management Company is responsible for administration and management of the Fund, and does not hold assets of the Fund (assets that can be held by a depositary are, in line with applicable regulations, held with a depositary in its custody network). The Management Company, as the PRIIPs manufacturer of this product has no obligation to pay out since the product design does not contemplate any such payment being made. To protect investors, the assets of the Fund are held with the depositary. In the event of insolvency of the depositary, the Fund's assets are protected and are not subject to a claim by the depositary's liquidator. If the ICAV is not able to pay out, investors are not covered by any national compensation scheme. Should the ICAV default, the depositary would liquidate the investments and distribute the proceeds to the investors. In the worst case, however, you could lose your entire investment.

WHAT ARE THE COSTS?

The person advising on or selling you this product may charge you other costs. If so, this person will provide you with information about these costs and how they affect your investment.

Cost over time

The tables show the amounts that are taken from your investment to cover different types of costs. These amounts depend on how much you invest, how long you hold the product. The amounts shown here are illustrations based on an example investment amount and different possible investment periods.

We have assumed:

- In the first year you would get back the amount that you invested (0% annual return).
- For the other holding periods we have assumed the product performs as shown in the moderate scenario.
- 10,000 EUR is invested.

Example Investment: 10,000 EUR	If you exit after 1 year	If you exit after 3 years (RHP)
Total costs	283 EUR	994 EUR
Annual cost impact(*)	2.83%	2.95%

*This illustrates how costs reduce your return each year over the holding period. For example it shows that if you exit at the recommended holding period your average return per year is projected to be 7.39% before costs and 4.44% after costs.

Composition of costs

One-off costs upon entry or exit		If you exit after 1 year
Entry costs	We do not charge an entry fee for this product	0 EUR
Exit costs	We do not charge an exit fee for this product	0 EUR
Ongoing costs taken each year		
Management fees and other administrative or operating costs	1.4% of the value of your investment per year. This is an estimate based on actual costs over the last year.	144 EUR
Transaction costs	0.60% of the value of your investment per year. This is an estimate of the costs incurred when we buy and sell the underlying investments for the product. The actual amount will vary depending on how much we buy and sell.	62 EUR
Incidental costs taken under specific conditions		
Performance fees and carried interest	The manager will be entitled to 15% of the amount by which the closing net asset value price per share of the relevant calculation period exceeds each of the following Target Prices- Target Price A - the highest closing net asset value price per share attributable to the fund since inception and Target Price B - the closing net asset value price per share attributable to the fund on the last day of the previous calculation period adjusted by the value of the hurdle rate. The actual amount will vary depending on how well your investment performs. The estimated performance fee for this share class is 0.75%. The aggregated cost estimation above includes the average over the last 5 years.	77 EUR

HOW LONG SHOULD I HOLD IT AND CAN I TAKE MY MONEY OUT EARLY?

The recommended minimum holding period: 3 years.

You should be prepared to stay invested for over 3 years. However, you can redeem your investment, the Fund may accept requests for redemptions on Shares at the referable Net Asset Value per Share of the relevant Share Class less any Duties and Charges and the Redemption Charge on each Dealing Day, which may every Business Day or such other Business Day(s) as the Directors may determine and notify to Shareholders in advance provided that there shall be at least one dealing day per fortnight.

HOW CAN I COMPLAIN?

Complaints about the behaviour of the person who advised you on the product or sold it to you, should be addressed directly to that person. Complaints about the product or the behaviour of the manufacturer of this product should be directed to the following address:

Postal address: FundRock Management Company S.A., 33 Rue de Gasperich, 5826 Hesperange, Luxembourg.

E-mail: FRMC_qualitycare@fundrock.com

Website: <https://www.fundrock.com/policies-and-compliance/complaints-policy/>

In all cases, the complainant must clearly indicate his/her contact details (name, address, phone number or email address) and provide a brief explanation of the claim.

OTHER RELEVANT INFORMATION

Conversion right: The shareholders of a fund may convert shares of one fund into shares of another fund as the Directors may permit in one or more Creation Units.

Segregation: The assets and liabilities of the fund are segregated from those of other funds in the ICAV.

Additional information: Paper copies of the Sub-Fund's Prospectus, the Articles of Association, the Key Investor Information Document, the latest annual and semi-annual reports for the Fund may be obtained free of charge from at <https://fundinfo.fundrock.com/Professional/> and also from the Administrator available at Fundrock UCITS Platform I ICAV, 2nd Floor, Irish Life Centre, Abbey Street Lower, Dublin, D01P767, Ireland. The Net Asset Value per share will be available on <https://eden-asset.com/fund>.

Past performance and previous performance scenarios: The cost, performance and risk calculations included in this key information document follow the methodology prescribed by EU rules. Note that the performance scenarios calculated above are derived exclusively from the past performance of the Fund's share price/benchmark and that past performance is not a guide to future returns. Therefore, your investment may be at risk and you may not get back the returns illustrated. Investors should not base their investment decisions solely upon the scenarios shown.

Any past performance data presented will be for up to 10 calendar years from the date of the launch of a share class. No performance data will be presented for a share class that does not yet have performance data for one complete calendar year as there would be insufficient data to provide a useful indication of past performance to retail investors.

The representative in Switzerland is FundRock Switzerland SA, Route de Cité-Ouest 2, 1196 Gland, Switzerland. The paying agent in Switzerland is Banque Cantonale de Genève, 17, quai de l'Île, 1204 Geneva, Switzerland. The Prospectus, the Articles of Association and annual and semi-annual report, if any can be obtained free of charge from the representative in Switzerland. With regards to the Shares offered in Switzerland, the place of performance is the registered office of the representative and the place of jurisdiction is at the registered office of the representative or at the registered office or place of residence of the investor.

Previous past performance may be found at: maia.amfinfo.com/kid_past_performance_bar_chart

Previous performance scenario calculations may be found at: maia.amfinfo.com/histo_kid_scenario

KEY INFORMATION DOCUMENT

PURPOSE: This document provides you with key information about this investment product. It is not marketing material. The information is required by law to help you understand the nature, risks, costs, potential gains and losses of this product and to help you compare it with other products.

PRODUCT

FUNDROCK UCITS PLATFORM I ICAV- Eden Global Natural Resources UCITS ESG Pooled Fund EUR ACC

a Sub-Fund of FUNDROCK UCITS PLATFORM I ICAV

ISIN: IE000GNF32X4

Manufacturer:

Name: FundRock Management Company S.A.
Contact Details: 33, rue de Gasperich, L-5826 Hesperange, Luxembourg, Call (+352) 27 111 1 for more information
Website: www.fundrock.com
Competent authority: The Central Bank of Ireland is responsible for supervising FundRock Management Company S.A. in relation to this Key Information Document. FUNDROCK UCITS PLATFORM I ICAV is authorised in Ireland and regulated by The Central Bank of Ireland.

Date of production: 15/05/2024

WHAT IS THIS PRODUCT?

Type : This product is a share of an investment company qualifying as an undertaking for collective investment in transferable securities (UCITS).

Term : This product has no maturity date. However, the Board of Directors may decide to close the product under certain circumstances.

Objectives : The investment objective of the Fund is to achieve long term growth by investing in companies which have exposure to the natural resources sector which incorporates the metals and mining, energy and agriculture sectors.
The Fund will seek exposure, through investment on a long only basis in global equities and equity-related securities to companies with natural resource assets at different points in the development cycle, including producing
The Fund will be actively managed and will invest on a long only basis in equities and equity-related securities, including preference shares and convertible bonds issued by companies which are, or have the potential to be, involved in the development and production of natural resources and related support services.
The Fund will seek to gain exposure to a diversified global portfolio of natural resources companies, across a number of commodity sectors, on a long only basis through investment in equities and equity-related securities. The commodity sectors include: precious metals; base metals; bulk commodities (including (a) iron ore, grain, bauxite and alumina, phosphate rock; and (b) minor bulk commodities such as forest products); energy (excluding coal, oil and gas explorers and producers); agriculture; and associated support service companies.
The Fund may also invest in open-ended collective investment schemes ("CIS") which provide exposure to securities that are consistent with the investment policy of the Fund within the limit on investment in open-ended CIS i.e. no more than 10%, in aggregate, of the Net Asset Value of the Fund.
The Fund pursues an actively-managed investment strategy that is uncorrelated to any benchmark and is managed with reference only to the S&P Global Natural Resources Index which is used for performance comparison purposes.
The Benchmark Reference Index includes fossil fuel constituents (approximately 30% of the Benchmark Reference Index is fossil fuel companies).
The Fund does not invest in fossil fuels and as such is not fully correlated to the Benchmark Reference Index, however it is the nearest index to the Funds investment universe.
The Fund is classified as an Article 8 fund pursuant to the EU Sustainable Finance Disclosures Regulation (2019/2088) on sustainability-related disclosures in the financial services sector ("SFDR") and promotes environmental and social characteristics and invests in companies that apply good corporate governance.
The Fund may enter into forward contracts to hedge the foreign currency exposure of individual Share Classes either against the base Currency or the currencies in which the Share Classes of the Fund are denominated.
Your Shares will be accumulating. Income from investment in the Fund will be re-invested and therefore rolled up into the value of your shares.
The Fund Currency is EUR. The Share Class Currency is EUR.

The Fund launched on 15th May 2024.
The Share class launched on 15th May 2024.

Intended retail investor : A typical investor in the Fund may be an investor with a medium to long term time horizon seeking to achieve capital appreciation principally in listed equities on a global basis. The fund is ideal for professional investors only.

Depository: European Depository Bank SA, Dublin Branch

WHAT ARE THE RISKS AND WHAT COULD I GET IN RETURN?

Risk indicator



The risk indicator assumes you keep the product for over 3 year. The actual risk can vary significantly if you cash in at an early stage and you may get back less.

You may not be able to sell your product easily or you may have to sell at a price that significantly impacts on how much you get back.

We have classified this product as 4 out of 7, which is a medium risk class. This rates the potential losses from future performance at a medium level, and poor market conditions could impact our capacity to pay you.

The summary risk indicator is a guide to the level of risk of this product compared to other products. It shows how likely it is that the product will lose money because of movements in the markets or because we are not able to pay you.

Investors shall note that besides the risks included in the risk indicator, other risks such as sustainability, natural resources investment, commodities, concentration, hedging, liquidity and settlement risk. Risk linked to use of derivative instruments may affect the fund performance.

This product does not include any protection from future market performance so you could lose some or all of your investment. If not able to pay you what is owed, you could lose your entire investment.

Performance scenarios

What you will get from this product depends on future market performance. Market developments in the future are uncertain and cannot be accurately predicted.

The unfavourable, moderate, and favourable scenarios shown are illustrations using the worst, average, and best performance of the product/benchmark over the last 10 years. The scenarios shown are illustrations based on results from the past and on certain assumptions. Markets could develop very differently in the future.

Recommended holding period (RHP): 3 years Example Investment: 10,000 EUR			
Scenarios		If you exit after 1 year	If you exit after 3 years (RHP)
Minimum	There is no minimum guaranteed return. You could lose some or all of your investment.		
Stress	What you might get back after costs	4,740 EUR	4,700 EUR
	Average return each year	-52.55%	-22.25%
Unfavourable	What you might get back after costs	6,920 EUR	7,120 EUR
	Average return each year	-30.84%	-10.71%
Moderate	What you might get back after costs	10,310 EUR	11,390 EUR
	Average return each year	3.13%	4.44%
Favourable	What you might get back after costs	14,780 EUR	18,080 EUR
	Average return each year	47.82%	21.82%

Unfavourable scenario: This type of scenario occurred for an investment/benchmark or proxy between March 2017 and March 2020

Moderate scenario: This type of scenario occurred for an investment/benchmark or proxy between November 2018 and November 2021

Favourable scenario: This type of scenario occurred for an investment/benchmark or proxy between March 2020 and March 2023

The figures shown include all the costs of the product itself but may not include all the costs that you pay to your advisor or distributor. The figures do not take into account your personal tax situation, which may also affect how much you get back.

The stress scenario shows what you might get back in extreme market circumstances.

WHAT HAPPENS IF FUNDROCK MANAGEMENT COMPANY S.A. IS UNABLE TO PAY OUT ?

The Management Company is responsible for administration and management of the Fund, and does not hold assets of the Fund (assets that can be held by a depositary are, in line with applicable regulations, held with a depositary in its custody network). The Management Company, as the PRIIPs manufacturer of this product has no obligation to pay out since the product design does not contemplate any such payment being made. To protect investors, the assets of the Fund are held with the depositary. In the event of insolvency of the depositary, the Fund's assets are protected and are not subject to a claim by the depositary's liquidator. If the ICAV is not able to pay out, investors are not covered by any national compensation scheme. Should the ICAV default, the depositary would liquidate the investments and distribute the proceeds to the investors. In the worst case, however, you could lose your entire investment.

WHAT ARE THE COSTS?

The person advising on or selling you this product may charge you other costs. If so, this person will provide you with information about these costs and how they affect your investment.

Cost over time

The tables show the amounts that are taken from your investment to cover different types of costs. These amounts depend on how much you invest, how long you hold the product. The amounts shown here are illustrations based on an example investment amount and different possible investment periods.

We have assumed:

- In the first year you would get back the amount that you invested (0% annual return).
- For the other holding periods we have assumed the product performs as shown in the moderate scenario.
- 10,000 EUR is invested.

Example Investment: 10,000 EUR	If you exit after 1 year	If you exit after 3 years (RHP)
Total costs	283 EUR	994 EUR
Annual cost impact(*)	2.83%	2.95%

*This illustrates how costs reduce your return each year over the holding period. For example it shows that if you exit at the recommended holding period your average return per year is projected to be 7.39% before costs and 4.44% after costs.

Composition of costs

One-off costs upon entry or exit		If you exit after 1 year
Entry costs	We do not charge an entry fee for this product	0 EUR
Exit costs	We do not charge an exit fee for this product	0 EUR
Ongoing costs taken each year		
Management fees and other administrative or operating costs	1.4% of the value of your investment per year. This is an estimate based on actual costs over the last year.	144 EUR
Transaction costs	0.60% of the value of your investment per year. This is an estimate of the costs incurred when we buy and sell the underlying investments for the product. The actual amount will vary depending on how much we buy and sell.	62 EUR
Incidental costs taken under specific conditions		
Performance fees and carried interest	The manager will be entitled to 15% of the amount by which the closing net asset value price per share of the relevant calculation period exceeds each of the following Target Prices- Target Price A - the highest closing net asset value price per share attributable to the fund since inception and Target Price B - the closing net asset value price per share attributable to the fund on the last day of the previous calculation period adjusted by the value of the hurdle rate. The actual amount will vary depending on how well your investment performs. The estimated performance fee for this share class is 0.75%. The aggregated cost estimation above includes the average over the last 5 years.	77 EUR

HOW LONG SHOULD I HOLD IT AND CAN I TAKE MY MONEY OUT EARLY?

The recommended minimum holding period: 3 years.

You should be prepared to stay invested for over 3 years. However, you can redeem your investment, the Fund may accept requests for redemptions on Shares at the referable Net Asset Value per Share of the relevant Share Class less any Duties and Charges and the Redemption Charge on each Dealing Day, which may every Business Day or such other Business Day(s) as the Directors may determine and notify to Shareholders in advance provided that there shall be at least one dealing day per fortnight.

HOW CAN I COMPLAIN?

Complaints about the behaviour of the person who advised you on the product or sold it to you, should be addressed directly to that person. Complaints about the product or the behaviour of the manufacturer of this product should be directed to the following address:

Postal address: FundRock Management Company S.A., 33 Rue de Gasperich, 5826 Hesperange, Luxembourg.

E-mail: FRMC_qualitycare@fundrock.com

Website: <https://www.fundrock.com/policies-and-compliance/complaints-policy/>

In all cases, the complainant must clearly indicate his/her contact details (name, address, phone number or email address) and provide a brief explanation of the claim.

OTHER RELEVANT INFORMATION

Conversion right: The shareholders of a fund may convert shares of one fund into shares of another fund as the Directors may permit in one or more Creation Units.

Segregation: The assets and liabilities of the fund are segregated from those of other funds in the ICAV.

Additional information: Paper copies of the Sub-Fund's Prospectus, the Articles of Association, the Key Investor Information Document, the latest annual and semi-annual reports for the Fund may be obtained free of charge from at <https://fundinfo.fundrock.com/Professional/> and also from the Administrator available at Fundrock UCITS Platform I ICAV, 2nd Floor, Irish Life Centre, Abbey Street Lower, Dublin, D01P767, Ireland. The Net Asset Value per share will be available on <https://eden-asset.com/fund>.

Past performance and previous performance scenarios: The cost, performance and risk calculations included in this key information document follow the methodology prescribed by EU rules. Note that the performance scenarios calculated above are derived exclusively from the past performance of the Fund's share price/benchmark and that past performance is not a guide to future returns. Therefore, your investment may be at risk and you may not get back the returns illustrated. Investors should not base their investment decisions solely upon the scenarios shown.

Any past performance data presented will be for up to 10 calendar years from the date of the launch of a share class. No performance data will be presented for a share class that does not yet have performance data for one complete calendar year as there would be insufficient data to provide a useful indication of past performance to retail investors.

The representative in Switzerland is FundRock Switzerland SA, Route de Cité-Ouest 2, 1196 Gland, Switzerland. The paying agent in Switzerland is Banque Cantonale de Genève, 17, quai de l'Île, 1204 Geneva, Switzerland. The Prospectus, the Articles of Association and annual and semi-annual report, if any can be obtained free of charge from the representative in Switzerland. With regards to the Shares offered in Switzerland, the place of performance is the registered office of the representative and the place of jurisdiction is at the registered office of the representative or at the registered office or place of residence of the investor.

Previous past performance may be found at: maia.amfinfo.com/kid_past_performance_bar_chart

Previous performance scenario calculations may be found at: maia.amfinfo.com/histo_kid_scenario

KEY INFORMATION DOCUMENT

PURPOSE: This document provides you with key information about this investment product. It is not marketing material. The information is required by law to help you understand the nature, risks, costs, potential gains and losses of this product and to help you compare it with other products.

PRODUCT

FUNDROCK UCITS PLATFORM I ICAV- Eden Global Natural Resources UCITS ESG Fund GBP Founder

a Sub-Fund of FUNDROCK UCITS PLATFORM I ICAV

ISIN: IE000IQ5TWT3

Manufacturer:

Name: FundRock Management Company S.A.
Contact Details: 33, rue de Gasperich, L-5826 Hesperange, Luxembourg, Call (+352) 27 111 1 for more information
Website: www.fundrock.com
Competent authority: The Central Bank of Ireland is responsible for supervising FundRock Management Company S.A. in relation to this Key Information Document. FUNDROCK UCITS PLATFORM I ICAV is authorised in Ireland and regulated by The Central Bank of Ireland.

Date of production: 15/05/2024

WHAT IS THIS PRODUCT?

Type : This product is a share of an investment company qualifying as an undertaking for collective investment in transferable securities (UCITS).

Term : This product has no maturity date. However, the Board of Directors may decide to close the product under certain circumstances.

Objectives : The investment objective of the Fund is to achieve long term growth by investing in companies which have exposure to the natural resources sector which incorporates the metals and mining, energy and agriculture sectors.
The Fund will seek exposure, through investment on a long only basis in global equities and equity-related securities to companies with natural resource assets at different points in the development cycle, including producing
The Fund will be actively managed and will invest on a long only basis in equities and equity-related securities, including preference shares and convertible bonds issued by companies which are, or have the potential to be, involved in the development and production of natural resources and related support services.
The Fund will seek to gain exposure to a diversified global portfolio of natural resources companies, across a number of commodity sectors, on a long only basis through investment in equities and equity- related securities. The commodity sectors include: precious metals; base metals; bulk commodities (including (a) iron ore, grain, bauxite and alumina, phosphate rock; and (b) minor bulk commodities such as forest products); energy (excluding coal, oil and gas explorers and producers); agriculture; and associated support service companies.
The Fund may also invest in open-ended collective investment schemes ("CIS") which provide exposure to securities that are consistent with the investment policy of the Fund within the limit on investment in open-ended CIS i.e. no more than 10%, in aggregate, of the Net Asset Value of the Fund.
The Fund pursues an actively-managed investment strategy that is uncorrelated to any benchmark and is managed with reference only to the S&P Global Natural Resources Index which is used for performance comparison purposes.
The Benchmark Reference Index includes fossil fuel constituents (approximately 30% of the Benchmark Reference Index is fossil fuel companies).
The Fund does not invest in fossil fuels and as such is not fully correlated to the Benchmark Reference Index, however it is the nearest index to the Funds investment universe.
The Fund is classified as an Article 8 fund pursuant to the EU Sustainable Finance Disclosures Regulation (2019/2088) on sustainability-related disclosures in the financial services sector ("SFDR") and promotes environmental and social characteristics and invests in companies that apply good corporate governance.
The Fund may enter into forward contracts to hedge the foreign currency exposure of individual Share Classes either against the base Currency or the currencies in which the Share Classes of the Fund are denominated.
Your Shares will be accumulating. Income from investment in the Fund will be re-invested and therefore rolled up into the value of your shares.
The Fund Currency is EUR. The Share Class Currency is GBP.

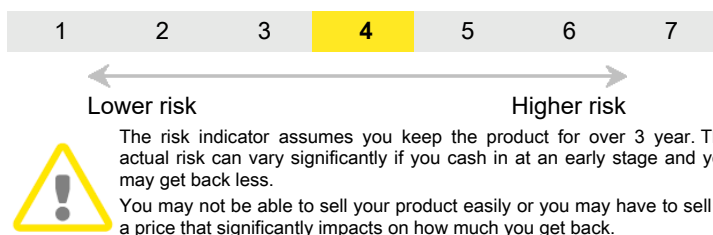
The Fund launched on 15th May 2024.
The Share class launched on 15th May 2024.

Intended retail investor : A typical investor in the Fund may be an investor with a medium to long term time horizon seeking to achieve capital appreciation principally in listed equities on a global basis. The fund is ideal for professional investors only.

Depository: European Depository Bank SA, Dublin Branch

WHAT ARE THE RISKS AND WHAT COULD I GET IN RETURN?

Risk indicator



We have classified this product as 4 out of 7, which is a medium risk class. This rates the potential losses from future performance at a medium level, and poor market conditions could impact our capacity to pay you.

The summary risk indicator is a guide to the level of risk of this product compared to other products. It shows how likely it is that the product will lose money because of movements in the markets or because we are not able to pay you.

Investors shall note that besides the risks included in the risk indicator, other risks such as sustainability, natural resources investment, commodities, concentration, hedging, liquidity and settlement risk. Risk linked to use of derivative instruments may affect the fund performance.

This product does not include any protection from future market performance so you could lose some or all of your investment. If not able to pay you what is owed, you could lose your entire investment.

Performance scenarios

What you will get from this product depends on future market performance. Market developments in the future are uncertain and cannot be accurately predicted.

The unfavourable, moderate, and favourable scenarios shown are illustrations using the worst, average, and best performance of the product/benchmark over the last 10 years. The scenarios shown are illustrations based on results from the past and on certain assumptions. Markets could develop very differently in the future.

Recommended holding period (RHP): 3 years Example Investment: 10,000 GBP			
Scenarios		If you exit after 1 year	If you exit after 3 years (RHP)
Minimum	There is no minimum guaranteed return. You could lose some or all of your investment.		
Stress	What you might get back after costs	4,720 GBP	4,730 GBP
	Average return each year	-52.76%	-22.07%
Unfavourable	What you might get back after costs	7,140 GBP	7,440 GBP
	Average return each year	-28.64%	-9.40%
Moderate	What you might get back after costs	10,280 GBP	12,080 GBP
	Average return each year	2.82%	6.51%
Favourable	What you might get back after costs	16,120 GBP	17,860 GBP
	Average return each year	61.23%	21.32%

Unfavourable scenario: This type of scenario occurred for an investment/benchmark or proxy between March 2017 and March 2020

Moderate scenario: This type of scenario occurred for an investment/benchmark or proxy between October 2014 and October 2017

Favourable scenario: This type of scenario occurred for an investment/benchmark or proxy between September 2015 and September 2018

The figures shown include all the costs of the product itself but may not include all the costs that you pay to your advisor or distributor. The figures do not take into account your personal tax situation, which may also affect how much you get back.

The stress scenario shows what you might get back in extreme market circumstances.

WHAT HAPPENS IF FUNDROCK MANAGEMENT COMPANY S.A. IS UNABLE TO PAY OUT ?

The Management Company is responsible for administration and management of the Fund, and does not hold assets of the Fund (assets that can be held by a depository are, in line with applicable regulations, held with a depository in its custody network). The Management Company, as the PRIIPs manufacturer of this product has no obligation to pay out since the product design does not contemplate any such payment being made. To protect investors, the assets of the Fund are held with the depository. In the event of insolvency of the depository, the Fund's assets are protected and are not subject to a claim by the depository's liquidator. If the ICAV is not able to pay out, investors are not covered by any national compensation scheme. Should the ICAV default, the depository would liquidate the investments and distribute the proceeds to the investors. In the worst case, however, you could lose your entire investment.

WHAT ARE THE COSTS?

The person advising on or selling you this product may charge you other costs. If so, this person will provide you with information about these costs and how they affect your investment.

Cost over time

The tables show the amounts that are taken from your investment to cover different types of costs. These amounts depend on how much you invest, how long you hold the product. The amounts shown here are illustrations based on an example investment amount and different possible investment periods.

We have assumed:

- In the first year you would get back the amount that you invested (0% annual return).
- For the other holding periods we have assumed the product performs as shown in the moderate scenario.
- 10,000 GBP is invested.

Example Investment: 10,000 GBP	If you exit after 1 year	If you exit after 3 years (RHP)
Total costs	283 GBP	1,054 GBP
Annual cost impact(*)	2.83%	3.01%

*This illustrates how costs reduce your return each year over the holding period. For example it shows that if you exit at the recommended holding period your average return per year is projected to be 9.52% before costs and 6.51% after costs.

Composition of costs

One-off costs upon entry or exit		If you exit after 1 year
Entry costs	We do not charge an entry fee for this product	0 GBP
Exit costs	We do not charge an exit fee for this product	0 GBP
Ongoing costs taken each year		
Management fees and other administrative or operating costs	1.4% of the value of your investment per year. This is an estimate based on actual costs over the last year.	144 GBP
Transaction costs	0.60% of the value of your investment per year. This is an estimate of the costs incurred when we buy and sell the underlying investments for the product. The actual amount will vary depending on how much we buy and sell.	62 GBP
Incidental costs taken under specific conditions		
Performance fees and carried interest	The manager will be entitled to 15% of the amount by which the closing net asset value price per share of the relevant calculation period exceeds each of the following Target Prices- Target Price A - the highest closing net asset value price per share attributable to the fund since inception and Target Price B - the closing net asset value price per share attributable to the fund on the last day of the previous calculation period adjusted by the value of the hurdle rate. The actual amount will vary depending on how well your investment performs. The estimated performance fee for this share class is 0.75%. The aggregated cost estimation above includes the average over the last 5 years.	77 GBP

HOW LONG SHOULD I HOLD IT AND CAN I TAKE MY MONEY OUT EARLY?

The recommended minimum holding period: 3 years.

You should be prepared to stay invested for over 3 years. However, you can redeem your investment, the Fund may accept requests for redemptions on Shares at the referable Net Asset Value per Share of the relevant Share Class less any Duties and Charges and the Redemption Charge on each Dealing Day, which may every Business Day or such other Business Day(s) as the Directors may determine and notify to Shareholders in advance provided that there shall be at least one dealing day per fortnight.

HOW CAN I COMPLAIN?

Complaints about the behaviour of the person who advised you on the product or sold it to you, should be addressed directly to that person. Complaints about the product or the behaviour of the manufacturer of this product should be directed to the following address:

Postal address: FundRock Management Company S.A., 33 Rue de Gasperich, 5826 Hesperange, Luxembourg.

E-mail: FRMC_qualitycare@fundrock.com

Website: <https://www.fundrock.com/policies-and-compliance/complaints-policy/>

In all cases, the complainant must clearly indicate his/her contact details (name, address, phone number or email address) and provide a brief explanation of the claim.

OTHER RELEVANT INFORMATION

Conversion right: The shareholders of a fund may convert shares of one fund into shares of another fund as the Directors may permit in one or more Creation Units.

Segregation: The assets and liabilities of the fund are segregated from those of other funds in the ICAV.

Additional information: Paper copies of the Sub-Fund's Prospectus, the Articles of Association, the Key Investor Information Document, the latest annual and semi-annual reports for the Fund may be obtained free of charge from at <https://fundinfo.fundrock.com/Professional/> and also from the Administrator available at Fundrock UCITS Platform I ICAV, 2nd Floor, Irish Life Centre, Abbey Street Lower, Dublin, D01P767, Ireland. The Net Asset Value per share will be available on <https://eden-asset.com/fund>.

Past performance and previous performance scenarios: The cost, performance and risk calculations included in this key information document follow the methodology prescribed by EU rules. Note that the performance scenarios calculated above are derived exclusively from the past performance of the Fund's share price/benchmark and that past performance is not a guide to future returns. Therefore, your investment may be at risk and you may not get back the returns illustrated. Investors should not base their investment decisions solely upon the scenarios shown.

Any past performance data presented will be for up to 10 calendar years from the date of the launch of a share class. No performance data will be presented for a share class that does not yet have performance data for one complete calendar year as there would be insufficient data to provide a useful indication of past performance to retail investors.

The representative in Switzerland is FundRock Switzerland SA, Route de Cité-Ouest 2, 1196 Gland, Switzerland. The paying agent in Switzerland is Banque Cantonale de Genève, 17, quai de l'Île, 1204 Geneva, Switzerland. The Prospectus, the Articles of Association and annual and semi-annual report, if any can be obtained free of charge from the representative in Switzerland. With regards to the Shares offered in Switzerland, the place of performance is the registered office of the representative and the place of jurisdiction is at the registered office of the representative or at the registered office or place of residence of the investor.

Previous past performance may be found at: maia.amfinfo.com/kid_past_performance_bar_chart

Previous performance scenario calculations may be found at: maia.amfinfo.com/histo_kid_scenario

KEY INFORMATION DOCUMENT

PURPOSE: This document provides you with key information about this investment product. It is not marketing material. The information is required by law to help you understand the nature, risks, costs, potential gains and losses of this product and to help you compare it with other products.

PRODUCT

FUNDROCK UCITS PLATFORM I ICAV- Eden Global Natural Resources UCITS ESG Fund GBP DIS

a Sub-Fund of FUNDROCK UCITS PLATFORM I ICAV

ISIN: IE000K4LHPM2

Manufacturer:

Name: FundRock Management Company S.A.
Contact Details: 33, rue de Gasperich, L-5826 Hesperange, Luxembourg, Call (+352) 27 111 1 for more information
Website: www.fundrock.com
Competent authority: The Central Bank of Ireland is responsible for supervising FundRock Management Company S.A. in relation to this Key Information Document. FUNDROCK UCITS PLATFORM I ICAV is authorised in Ireland and regulated by The Central Bank of Ireland.

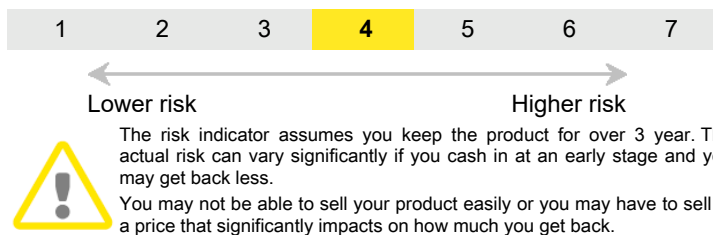
Date of production: 15/05/2024

WHAT IS THIS PRODUCT?

Type : This product is a share of an investment company qualifying as an undertaking for collective investment in transferable securities (UCITS).
Term : This product has no maturity date. However, the Board of Directors may decide to close the product under certain circumstances.
Objectives : The investment objective of the Fund is to achieve long term growth by investing in companies which have exposure to the natural resources sector which incorporates the metals and mining, energy and agriculture sectors.
The Fund will seek exposure, through investment on a long only basis in global equities and equity-related securities to companies with natural resource assets at different points in the development cycle, including producing
The Fund will be actively managed and will invest on a long only basis in equities and equity-related securities, including preference shares and convertible bonds issued by companies which are, or have the potential to be, involved in the development and production of natural resources and related support services.
The Fund will seek to gain exposure to a diversified global portfolio of natural resources companies, across a number of commodity sectors, on a long only basis through investment in equities and equity- related securities. The commodity sectors include: precious metals; base metals; bulk commodities (including (a) iron ore, grain, bauxite and alumina, phosphate rock; and (b) minor bulk commodities such as forest products); energy (excluding coal, oil and gas explorers and producers); agriculture; and associated support service companies.
The Fund may also invest in open-ended collective investment schemes ("CIS") which provide exposure to securities that are consistent with the investment policy of the Fund within the limit on investment in open-ended CIS i.e. no more than 10%, in aggregate, of the Net Asset Value of the Fund.
The Fund pursues an actively-managed investment strategy that is uncorrelated to any benchmark and is managed with reference only to the S&P Global Natural Resources Index which is used for performance comparison purposes.
The Benchmark Reference Index includes fossil fuel constituents (approximately 30% of the Benchmark Reference Index is fossil fuel companies).
The Fund does not invest in fossil fuels and as such is not fully correlated to the Benchmark Reference Index, however it is the nearest index to the Funds investment universe.
The Fund is classified as an Article 8 fund pursuant to the EU Sustainable Finance Disclosures Regulation (2019/2088) on sustainability-related disclosures in the financial services sector ("SFDR") and promotes environmental and social characteristics and invests in companies that apply good corporate governance.
The Fund may enter into forward contracts to hedge the foreign currency exposure of individual Share Classes either against the base Currency or the currencies in which the Share Classes of the Fund are denominated.
These shares are distribution shares. Income and capital gains may be distributed.
The Fund Currency is EUR. The Share Class Currency is GBP.
The Fund launched on 15th May 2024.
The Share class launched on 15th May 2024.
Intended retail investor : A typical investor in the Fund may be an investor with a medium to long term time horizon seeking to achieve capital appreciation principally in listed equities on a global basis. The fund is ideal for professional investors only.
Depository: European Depository Bank SA, Dublin Branch

WHAT ARE THE RISKS AND WHAT COULD I GET IN RETURN?

Risk indicator



We have classified this product as 4 out of 7, which is a medium risk class. This rates the potential losses from future performance at a medium level, and poor market conditions could impact our capacity to pay you.

The summary risk indicator is a guide to the level of risk of this product compared to other products. It shows how likely it is that the product will lose money because of movements in the markets or because we are not able to pay you.

Investors shall note that besides the risks included in the risk indicator, other risks such as sustainability, natural resources investment, commodities, concentration, hedging, liquidity and settlement risk. Risk linked to use of derivative instruments may affect the fund performance.

This product does not include any protection from future market performance so you could lose some or all of your investment. If not able to pay you what is owed, you could lose your entire investment.

Performance scenarios

What you will get from this product depends on future market performance. Market developments in the future are uncertain and cannot be accurately predicted.

The unfavourable, moderate, and favourable scenarios shown are illustrations using the worst, average, and best performance of the product/benchmark over the last 10 years. The scenarios shown are illustrations based on results from the past and on certain assumptions. Markets could develop very differently in the future.

Recommended holding period (RHP): 3 years Example Investment: 10,000 GBP			
Scenarios		If you exit after 1 year	If you exit after 3 years (RHP)
Minimum	There is no minimum guaranteed return. You could lose some or all of your investment.		
Stress	What you might get back after costs	4,720 GBP	4,730 GBP
	Average return each year	-52.76%	-22.07%
Unfavourable	What you might get back after costs	7,140 GBP	7,440 GBP
	Average return each year	-28.64%	-9.40%
Moderate	What you might get back after costs	10,280 GBP	12,080 GBP
	Average return each year	2.82%	6.51%
Favourable	What you might get back after costs	16,120 GBP	17,860 GBP
	Average return each year	61.23%	21.32%

Unfavourable scenario: This type of scenario occurred for an investment/benchmark or proxy between March 2017 and March 2020

Moderate scenario: This type of scenario occurred for an investment/benchmark or proxy between October 2014 and October 2017

Favourable scenario: This type of scenario occurred for an investment/benchmark or proxy between September 2015 and September 2018

The figures shown include all the costs of the product itself but may not include all the costs that you pay to your advisor or distributor. The figures do not take into account your personal tax situation, which may also affect how much you get back.

The stress scenario shows what you might get back in extreme market circumstances.

WHAT HAPPENS IF FUNDROCK MANAGEMENT COMPANY S.A. IS UNABLE TO PAY OUT ?

The Management Company is responsible for administration and management of the Fund, and does not hold assets of the Fund (assets that can be held by a depository are, in line with applicable regulations, held with a depository in its custody network). The Management Company, as the PRIIPs manufacturer of this product has no obligation to pay out since the product design does not contemplate any such payment being made. To protect investors, the assets of the Fund are held with the depository. In the event of insolvency of the depository, the Fund's assets are protected and are not subject to a claim by the depository's liquidator. If the ICAV is not able to pay out, investors are not covered by any national compensation scheme. Should the ICAV default, the depository would liquidate the investments and distribute the proceeds to the investors. In the worst case, however, you could lose your entire investment.

WHAT ARE THE COSTS?

The person advising on or selling you this product may charge you other costs. If so, this person will provide you with information about these costs and how they affect your investment.

Cost over time

The tables show the amounts that are taken from your investment to cover different types of costs. These amounts depend on how much you invest, how long you hold the product. The amounts shown here are illustrations based on an example investment amount and different possible investment periods.

We have assumed:

- In the first year you would get back the amount that you invested (0% annual return).
- For the other holding periods we have assumed the product performs as shown in the moderate scenario.
- 10,000 GBP is invested.

Example Investment: 10,000 GBP	If you exit after 1 year	If you exit after 3 years (RHP)
Total costs	283 GBP	1,054 GBP
Annual cost impact(*)	2.83%	3.01%

*This illustrates how costs reduce your return each year over the holding period. For example it shows that if you exit at the recommended holding period your average return per year is projected to be 9.52% before costs and 6.51% after costs.

Composition of costs

One-off costs upon entry or exit		If you exit after 1 year
Entry costs	We do not charge an entry fee for this product	0 GBP
Exit costs	We do not charge an exit fee for this product	0 GBP
Ongoing costs taken each year		
Management fees and other administrative or operating costs	1.4% of the value of your investment per year. This is an estimate based on actual costs over the last year.	144 GBP
Transaction costs	0.60% of the value of your investment per year. This is an estimate of the costs incurred when we buy and sell the underlying investments for the product. The actual amount will vary depending on how much we buy and sell.	62 GBP
Incidental costs taken under specific conditions		
Performance fees and carried interest	The manager will be entitled to 15% of the amount by which the closing net asset value price per share of the relevant calculation period exceeds each of the following Target Prices- Target Price A - the highest closing net asset value price per share attributable to the fund since inception and Target Price B - the closing net asset value price per share attributable to the fund on the last day of the previous calculation period adjusted by the value of the hurdle rate. The actual amount will vary depending on how well your investment performs. The estimated performance fee for this share class is 0.75%. The aggregated cost estimation above includes the average over the last 5 years.	77 GBP

HOW LONG SHOULD I HOLD IT AND CAN I TAKE MY MONEY OUT EARLY?

The recommended minimum holding period: 3 years.

You should be prepared to stay invested for over 3 years. However, you can redeem your investment, the Fund may accept requests for redemptions on Shares at the referable Net Asset Value per Share of the relevant Share Class less any Duties and Charges and the Redemption Charge on each Dealing Day, which may every Business Day or such other Business Day(s) as the Directors may determine and notify to Shareholders in advance provided that there shall be at least one dealing day per fortnight.

HOW CAN I COMPLAIN?

Complaints about the behaviour of the person who advised you on the product or sold it to you, should be addressed directly to that person. Complaints about the product or the behaviour of the manufacturer of this product should be directed to the following address:

Postal address: FundRock Management Company S.A., 33 Rue de Gasperich, 5826 Hesperange, Luxembourg.

E-mail: FRMC_qualitycare@fundrock.com

Website: <https://www.fundrock.com/policies-and-compliance/complaints-policy/>

In all cases, the complainant must clearly indicate his/her contact details (name, address, phone number or email address) and provide a brief explanation of the claim.

OTHER RELEVANT INFORMATION

Conversion right: The shareholders of a fund may convert shares of one fund into shares of another fund as the Directors may permit in one or more Creation Units.

Segregation: The assets and liabilities of the fund are segregated from those of other funds in the ICAV.

Additional information: Paper copies of the Sub-Fund's Prospectus, the Articles of Association, the Key Investor Information Document, the latest annual and semi-annual reports for the Fund may be obtained free of charge from at <https://fundinfo.fundrock.com/Professional/> and also from the Administrator available at Fundrock UCITS Platform I ICAV, 2nd Floor, Irish Life Centre, Abbey Street Lower, Dublin, D01P767, Ireland. The Net Asset Value per share will be available on <https://eden-asset.com/fund>.

Past performance and previous performance scenarios: The cost, performance and risk calculations included in this key information document follow the methodology prescribed by EU rules. Note that the performance scenarios calculated above are derived exclusively from the past performance of the Fund's share price/benchmark and that past performance is not a guide to future returns. Therefore, your investment may be at risk and you may not get back the returns illustrated. Investors should not base their investment decisions solely upon the scenarios shown.

Any past performance data presented will be for up to 10 calendar years from the date of the launch of a share class. No performance data will be presented for a share class that does not yet have performance data for one complete calendar year as there would be insufficient data to provide a useful indication of past performance to retail investors.

The representative in Switzerland is FundRock Switzerland SA, Route de Cité-Ouest 2, 1196 Gland, Switzerland. The paying agent in Switzerland is Banque Cantonale de Genève, 17, quai de l'Île, 1204 Geneva, Switzerland. The Prospectus, the Articles of Association and annual and semi-annual report, if any can be obtained free of charge from the representative in Switzerland. With regards to the Shares offered in Switzerland, the place of performance is the registered office of the representative and the place of jurisdiction is at the registered office of the representative or at the registered office or place of residence of the investor.

Previous past performance may be found at: maia.amfinfo.com/kid_past_performance_bar_chart

Previous performance scenario calculations may be found at: maia.amfinfo.com/histo_kid_scenario

KEY INFORMATION DOCUMENT

PURPOSE: This document provides you with key information about this investment product. It is not marketing material. The information is required by law to help you understand the nature, risks, costs, potential gains and losses of this product and to help you compare it with other products.

PRODUCT

FUNDROCK UCITS PLATFORM I ICAV- Eden Global Natural Resources UCITS ESG Pooled Fund GBP ACC

a Sub-Fund of FUNDROCK UCITS PLATFORM I ICAV

ISIN: IE000QJRBU28

Manufacturer:

Name: FundRock Management Company S.A.
Contact Details: 33, rue de Gasperich, L-5826 Hesperange, Luxembourg, Call (+352) 27 111 1 for more information
Website: www.fundrock.com
Competent authority: The Central Bank of Ireland is responsible for supervising FundRock Management Company S.A. in relation to this Key Information Document. FUNDROCK UCITS PLATFORM I ICAV is authorised in Ireland and regulated by The Central Bank of Ireland.

Date of production: 15/05/2024

WHAT IS THIS PRODUCT?

Type : This product is a share of an investment company qualifying as an undertaking for collective investment in transferable securities (UCITS).

Term : This product has no maturity date. However, the Board of Directors may decide to close the product under certain circumstances.

Objectives : The investment objective of the Fund is to achieve long term growth by investing in companies which have exposure to the natural resources sector which incorporates the metals and mining, energy and agriculture sectors.
The Fund will seek exposure, through investment on a long only basis in global equities and equity-related securities to companies with natural resource assets at different points in the development cycle, including producing
The Fund will be actively managed and will invest on a long only basis in equities and equity-related securities, including preference shares and convertible bonds issued by companies which are, or have the potential to be, involved in the development and production of natural resources and related support services.
The Fund will seek to gain exposure to a diversified global portfolio of natural resources companies, across a number of commodity sectors, on a long only basis through investment in equities and equity- related securities. The commodity sectors include: precious metals; base metals; bulk commodities (including (a) iron ore, grain, bauxite and alumina, phosphate rock; and (b) minor bulk commodities such as forest products); energy (excluding coal, oil and gas explorers and producers); agriculture; and associated support service companies.
The Fund may also invest in open-ended collective investment schemes ("CIS") which provide exposure to securities that are consistent with the investment policy of the Fund within the limit on investment in open-ended CIS i.e. no more than 10%, in aggregate, of the Net Asset Value of the Fund.
The Fund pursues an actively-managed investment strategy that is uncorrelated to any benchmark and is managed with reference only to the S&P Global Natural Resources Index which is used for performance comparison purposes.
The Benchmark Reference Index includes fossil fuel constituents (approximately 30% of the Benchmark Reference Index is fossil fuel companies).
The Fund does not invest in fossil fuels and as such is not fully correlated to the Benchmark Reference Index, however it is the nearest index to the Funds investment universe.
The Fund is classified as an Article 8 fund pursuant to the EU Sustainable Finance Disclosures Regulation (2019/2088) on sustainability-related disclosures in the financial services sector ("SFDR") and promotes environmental and social characteristics and invests in companies that apply good corporate governance.
The Fund may enter into forward contracts to hedge the foreign currency exposure of individual Share Classes either against the base Currency or the currencies in which the Share Classes of the Fund are denominated.
Your Shares will be accumulating. Income from investment in the Fund will be re-invested and therefore rolled up into the value of your shares.
The Fund Currency is EUR. The Share Class Currency is GBP.

The Fund launched on 15th May 2024.
The Share class launched on 15th May 2024.

Intended retail investor : A typical investor in the Fund may be an investor with a medium to long term time horizon seeking to achieve capital appreciation principally in listed equities on a global basis. The fund is ideal for professional investors only.

Depository: European Depository Bank SA, Dublin Branch

WHAT ARE THE RISKS AND WHAT COULD I GET IN RETURN?

Risk indicator



The risk indicator assumes you keep the product for over 3 year. The actual risk can vary significantly if you cash in at an early stage and you may get back less.

You may not be able to sell your product easily or you may have to sell at a price that significantly impacts on how much you get back.

We have classified this product as 4 out of 7, which is a medium risk class. This rates the potential losses from future performance at a medium level, and poor market conditions could impact our capacity to pay you.

The summary risk indicator is a guide to the level of risk of this product compared to other products. It shows how likely it is that the product will lose money because of movements in the markets or because we are not able to pay you.

Investors shall note that besides the risks included in the risk indicator, other risks such as sustainability, natural resources investment, commodities, concentration, hedging, liquidity and settlement risk. Risk linked to use of derivative instruments may affect the fund performance.

This product does not include any protection from future market performance so you could lose some or all of your investment. If not able to pay you what is owed, you could lose your entire investment.

Performance scenarios

What you will get from this product depends on future market performance. Market developments in the future are uncertain and cannot be accurately predicted.

The unfavourable, moderate, and favourable scenarios shown are illustrations using the worst, average, and best performance of the product/benchmark over the last 10 years. The scenarios shown are illustrations based on results from the past and on certain assumptions. Markets could develop very differently in the future.

Recommended holding period (RHP): 3 years Example Investment: 10,000 GBP			
Scenarios		If you exit after 1 year	If you exit after 3 years (RHP)
Minimum	There is no minimum guaranteed return. You could lose some or all of your investment.		
Stress	What you might get back after costs	4,720 GBP	4,730 GBP
	Average return each year	-52.76%	-22.07%
Unfavourable	What you might get back after costs	7,140 GBP	7,440 GBP
	Average return each year	-28.64%	-9.40%
Moderate	What you might get back after costs	10,280 GBP	12,080 GBP
	Average return each year	2.82%	6.51%
Favourable	What you might get back after costs	16,120 GBP	17,860 GBP
	Average return each year	61.23%	21.32%

Unfavourable scenario: This type of scenario occurred for an investment/benchmark or proxy between March 2017 and March 2020

Moderate scenario: This type of scenario occurred for an investment/benchmark or proxy between October 2014 and October 2017

Favourable scenario: This type of scenario occurred for an investment/benchmark or proxy between September 2015 and September 2018

The figures shown include all the costs of the product itself but may not include all the costs that you pay to your advisor or distributor. The figures do not take into account your personal tax situation, which may also affect how much you get back.

The stress scenario shows what you might get back in extreme market circumstances.

WHAT HAPPENS IF FUNDROCK MANAGEMENT COMPANY S.A. IS UNABLE TO PAY OUT ?

The Management Company is responsible for administration and management of the Fund, and does not hold assets of the Fund (assets that can be held by a depository are, in line with applicable regulations, held with a depository in its custody network). The Management Company, as the PRIIPs manufacturer of this product has no obligation to pay out since the product design does not contemplate any such payment being made. To protect investors, the assets of the Fund are held with the depository. In the event of insolvency of the depository, the Fund's assets are protected and are not subject to a claim by the depository's liquidator. If the ICAV is not able to pay out, investors are not covered by any national compensation scheme. Should the ICAV default, the depository would liquidate the investments and distribute the proceeds to the investors. In the worst case, however, you could lose your entire investment.

WHAT ARE THE COSTS?

The person advising on or selling you this product may charge you other costs. If so, this person will provide you with information about these costs and how they affect your investment.

Cost over time

The tables show the amounts that are taken from your investment to cover different types of costs. These amounts depend on how much you invest, how long you hold the product. The amounts shown here are illustrations based on an example investment amount and different possible investment periods.

We have assumed:

- In the first year you would get back the amount that you invested (0% annual return).
- For the other holding periods we have assumed the product performs as shown in the moderate scenario.
- 10,000 GBP is invested.

Example Investment: 10,000 GBP	If you exit after 1 year	If you exit after 3 years (RHP)
Total costs	283 GBP	1,054 GBP
Annual cost impact(*)	2.83%	3.01%

*This illustrates how costs reduce your return each year over the holding period. For example it shows that if you exit at the recommended holding period your average return per year is projected to be 9.52% before costs and 6.51% after costs.

Composition of costs

One-off costs upon entry or exit		If you exit after 1 year
Entry costs	We do not charge an entry fee for this product	0 GBP
Exit costs	We do not charge an exit fee for this product	0 GBP
Ongoing costs taken each year		
Management fees and other administrative or operating costs	1.4% of the value of your investment per year. This is an estimate based on actual costs over the last year.	144 GBP
Transaction costs	0.60% of the value of your investment per year. This is an estimate of the costs incurred when we buy and sell the underlying investments for the product. The actual amount will vary depending on how much we buy and sell.	62 GBP
Incidental costs taken under specific conditions		
Performance fees and carried interest	The manager will be entitled to 15% of the amount by which the closing net asset value price per share of the relevant calculation period exceeds each of the following Target Prices- Target Price A - the highest closing net asset value price per share attributable to the fund since inception and Target Price B - the closing net asset value price per share attributable to the fund on the last day of the previous calculation period adjusted by the value of the hurdle rate. The actual amount will vary depending on how well your investment performs. The estimated performance fee for this share class is 0.75%. The aggregated cost estimation above includes the average over the last 5 years.	77 GBP

HOW LONG SHOULD I HOLD IT AND CAN I TAKE MY MONEY OUT EARLY?

The recommended minimum holding period: 3 years.

You should be prepared to stay invested for over 3 years. However, you can redeem your investment, the Fund may accept requests for redemptions on Shares at the referable Net Asset Value per Share of the relevant Share Class less any Duties and Charges and the Redemption Charge on each Dealing Day, which may every Business Day or such other Business Day(s) as the Directors may determine and notify to Shareholders in advance provided that there shall be at least one dealing day per fortnight.

HOW CAN I COMPLAIN?

Complaints about the behaviour of the person who advised you on the product or sold it to you, should be addressed directly to that person. Complaints about the product or the behaviour of the manufacturer of this product should be directed to the following address:

Postal address: FundRock Management Company S.A., 33 Rue de Gasperich, 5826 Hesperange, Luxembourg.

E-mail: FRMC_qualitycare@fundrock.com

Website: <https://www.fundrock.com/policies-and-compliance/complaints-policy/>

In all cases, the complainant must clearly indicate his/her contact details (name, address, phone number or email address) and provide a brief explanation of the claim.

OTHER RELEVANT INFORMATION

Conversion right: The shareholders of a fund may convert shares of one fund into shares of another fund as the Directors may permit in one or more Creation Units.

Segregation: The assets and liabilities of the fund are segregated from those of other funds in the ICAV.

Additional information: Paper copies of the Sub-Fund's Prospectus, the Articles of Association, the Key Investor Information Document, the latest annual and semi-annual reports for the Fund may be obtained free of charge from at <https://fundinfo.fundrock.com/Professional/> and also from the Administrator available at Fundrock UCITS Platform I ICAV, 2nd Floor, Irish Life Centre, Abbey Street Lower, Dublin, D01P767, Ireland. The Net Asset Value per share will be available on <https://eden-asset.com/fund>.

Past performance and previous performance scenarios: The cost, performance and risk calculations included in this key information document follow the methodology prescribed by EU rules. Note that the performance scenarios calculated above are derived exclusively from the past performance of the Fund's share price/benchmark and that past performance is not a guide to future returns. Therefore, your investment may be at risk and you may not get back the returns illustrated. Investors should not base their investment decisions solely upon the scenarios shown.

Any past performance data presented will be for up to 10 calendar years from the date of the launch of a share class. No performance data will be presented for a share class that does not yet have performance data for one complete calendar year as there would be insufficient data to provide a useful indication of past performance to retail investors.

The representative in Switzerland is FundRock Switzerland SA, Route de Cité-Ouest 2, 1196 Gland, Switzerland. The paying agent in Switzerland is Banque Cantonale de Genève, 17, quai de l'Île, 1204 Geneva, Switzerland. The Prospectus, the Articles of Association and annual and semi-annual report, if any can be obtained free of charge from the representative in Switzerland. With regards to the Shares offered in Switzerland, the place of performance is the registered office of the representative and the place of jurisdiction is at the registered office of the representative or at the registered office or place of residence of the investor.

Previous past performance may be found at: maia.amfinfo.com/kid_past_performance_bar_chart

Previous performance scenario calculations may be found at: maia.amfinfo.com/histo_kid_scenario

KEY INFORMATION DOCUMENT

PURPOSE: This document provides you with key information about this investment product. It is not marketing material. The information is required by law to help you understand the nature, risks, costs, potential gains and losses of this product and to help you compare it with other products.

PRODUCT

FUNDROCK UCITS PLATFORM I ICAV- Eden Global Natural Resources UCITS ESG Fund EUR Founder

a Sub-Fund of FUNDROCK UCITS PLATFORM I ICAV

ISIN: IE000V7L5O46

Manufacturer:

Name: FundRock Management Company S.A.
Contact Details: 33, rue de Gasperich, L-5826 Hesperange, Luxembourg, Call (+352) 27 111 1 for more information
Website: www.fundrock.com
Competent authority: The Central Bank of Ireland is responsible for supervising FundRock Management Company S.A. in relation to this Key Information Document. FUNDROCK UCITS PLATFORM I ICAV is authorised in Ireland and regulated by The Central Bank of Ireland.

Date of production: 15/05/2024

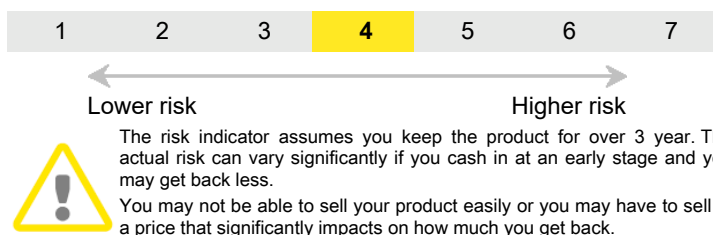
WHAT IS THIS PRODUCT?

Type : This product is a share of an investment company qualifying as an undertaking for collective investment in transferable securities (UCITS).
Term : This product has no maturity date. However, the Board of Directors may decide to close the product under certain circumstances.
Objectives : The investment objective of the Fund is to achieve long term growth by investing in companies which have exposure to the natural resources sector which incorporates the metals and mining, energy and agriculture sectors.
The Fund will seek exposure, through investment on a long only basis in global equities and equity-related securities to companies with natural resource assets at different points in the development cycle, including producing
The Fund will be actively managed and will invest on a long only basis in equities and equity-related securities, including preference shares and convertible bonds issued by companies which are, or have the potential to be, involved in the development and production of natural resources and related support services.
The Fund will seek to gain exposure to a diversified global portfolio of natural resources companies, across a number of commodity sectors, on a long only basis through investment in equities and equity- related securities. The commodity sectors include: precious metals; base metals; bulk commodities (including (a) iron ore, grain, bauxite and alumina, phosphate rock; and (b) minor bulk commodities such as forest products); energy (excluding coal, oil and gas explorers and producers); agriculture; and associated support service companies.
The Fund may also invest in open-ended collective investment schemes ("CIS") which provide exposure to securities that are consistent with the investment policy of the Fund within the limit on investment in open-ended CIS i.e. no more than 10%, in aggregate, of the Net Asset Value of the Fund.
The Fund pursues an actively-managed investment strategy that is uncorrelated to any benchmark and is managed with reference only to the S&P Global Natural Resources Index which is used for performance comparison purposes.
The Benchmark Reference Index includes fossil fuel constituents (approximately 30% of the Benchmark Reference Index is fossil fuel companies).
The Fund does not invest in fossil fuels and as such is not fully correlated to the Benchmark Reference Index, however it is the nearest index to the Funds investment universe.
The Fund is classified as an Article 8 fund pursuant to the EU Sustainable Finance Disclosures Regulation (2019/2088) on sustainability-related disclosures in the financial services sector ("SFDR") and promotes environmental and social characteristics and invests in companies that apply good corporate governance.
The Fund may enter into forward contracts to hedge the foreign currency exposure of individual Share Classes either against the base Currency or the currencies in which the Share Classes of the Fund are denominated.
Your Shares will be accumulating. Income from investment in the Fund will be re-invested and therefore rolled up into the value of your shares.
The Fund Currency is EUR. The Share Class Currency is EUR.

The Fund launched on 15th May 2024.
The Share class launched on 15th May 2024.
Intended retail investor : A typical investor in the Fund may be an investor with a medium to long term time horizon seeking to achieve capital appreciation principally in listed equities on a global basis. The fund is ideal for professional investors only.
Depository: European Depository Bank SA, Dublin Branch

WHAT ARE THE RISKS AND WHAT COULD I GET IN RETURN?

Risk indicator



We have classified this product as 4 out of 7, which is a medium risk class. This rates the potential losses from future performance at a medium level, and poor market conditions could impact our capacity to pay you.

The summary risk indicator is a guide to the level of risk of this product compared to other products. It shows how likely it is that the product will lose money because of movements in the markets or because we are not able to pay you.

Investors shall note that besides the risks included in the risk indicator, other risks such as sustainability, natural resources investment, commodities, concentration, hedging, liquidity and settlement risk. Risk linked to use of derivative instruments may affect the fund performance.

This product does not include any protection from future market performance so you could lose some or all of your investment. If not able to pay you what is owed, you could lose your entire investment.

Performance scenarios

What you will get from this product depends on future market performance. Market developments in the future are uncertain and cannot be accurately predicted.

The unfavourable, moderate, and favourable scenarios shown are illustrations using the worst, average, and best performance of the product/benchmark over the last 10 years. The scenarios shown are illustrations based on results from the past and on certain assumptions. Markets could develop very differently in the future.

Recommended holding period (RHP): 3 years Example Investment: 10,000 EUR			
Scenarios		If you exit after 1 year	If you exit after 3 years (RHP)
Minimum	There is no minimum guaranteed return. You could lose some or all of your investment.		
Stress	What you might get back after costs	4,740 EUR	4,700 EUR
	Average return each year	-52.55%	-22.25%
Unfavourable	What you might get back after costs	6,920 EUR	7,120 EUR
	Average return each year	-30.84%	-10.71%
Moderate	What you might get back after costs	10,310 EUR	11,390 EUR
	Average return each year	3.13%	4.44%
Favourable	What you might get back after costs	14,780 EUR	18,080 EUR
	Average return each year	47.82%	21.82%

Unfavourable scenario: This type of scenario occurred for an investment/benchmark or proxy between March 2017 and March 2020

Moderate scenario: This type of scenario occurred for an investment/benchmark or proxy between November 2018 and November 2021

Favourable scenario: This type of scenario occurred for an investment/benchmark or proxy between March 2020 and March 2023

The figures shown include all the costs of the product itself but may not include all the costs that you pay to your advisor or distributor. The figures do not take into account your personal tax situation, which may also affect how much you get back.

The stress scenario shows what you might get back in extreme market circumstances.

WHAT HAPPENS IF FUNDROCK MANAGEMENT COMPANY S.A. IS UNABLE TO PAY OUT ?

The Management Company is responsible for administration and management of the Fund, and does not hold assets of the Fund (assets that can be held by a depository are, in line with applicable regulations, held with a depository in its custody network). The Management Company, as the PRIIPs manufacturer of this product has no obligation to pay out since the product design does not contemplate any such payment being made. To protect investors, the assets of the Fund are held with the depository. In the event of insolvency of the depository, the Fund's assets are protected and are not subject to a claim by the depository's liquidator. If the ICAV is not able to pay out, investors are not covered by any national compensation scheme. Should the ICAV default, the depository would liquidate the investments and distribute the proceeds to the investors. In the worst case, however, you could lose your entire investment.

WHAT ARE THE COSTS?

The person advising on or selling you this product may charge you other costs. If so, this person will provide you with information about these costs and how they affect your investment.

Cost over time

The tables show the amounts that are taken from your investment to cover different types of costs. These amounts depend on how much you invest, how long you hold the product. The amounts shown here are illustrations based on an example investment amount and different possible investment periods.

We have assumed:

- In the first year you would get back the amount that you invested (0% annual return).
- For the other holding periods we have assumed the product performs as shown in the moderate scenario.
- 10,000 EUR is invested.

Example Investment: 10,000 EUR	If you exit after 1 year	If you exit after 3 years (RHP)
Total costs	283 EUR	994 EUR
Annual cost impact(*)	2.83%	2.95%

*This illustrates how costs reduce your return each year over the holding period. For example it shows that if you exit at the recommended holding period your average return per year is projected to be 7.39% before costs and 4.44% after costs.

Composition of costs

One-off costs upon entry or exit		If you exit after 1 year
Entry costs	We do not charge an entry fee for this product	0 EUR
Exit costs	We do not charge an exit fee for this product	0 EUR
Ongoing costs taken each year		
Management fees and other administrative or operating costs	1.4% of the value of your investment per year. This is an estimate based on actual costs over the last year.	144 EUR
Transaction costs	0.60% of the value of your investment per year. This is an estimate of the costs incurred when we buy and sell the underlying investments for the product. The actual amount will vary depending on how much we buy and sell.	62 EUR
Incidental costs taken under specific conditions		
Performance fees and carried interest	The manager will be entitled to 15% of the amount by which the closing net asset value price per share of the relevant calculation period exceeds each of the following Target Prices- Target Price A - the highest closing net asset value price per share attributable to the fund since inception and Target Price B - the closing net asset value price per share attributable to the fund on the last day of the previous calculation period adjusted by the value of the hurdle rate. The actual amount will vary depending on how well your investment performs. The estimated performance fee for this share class is 0.75%. The aggregated cost estimation above includes the average over the last 5 years.	77 EUR

HOW LONG SHOULD I HOLD IT AND CAN I TAKE MY MONEY OUT EARLY?

The recommended minimum holding period: 3 years.

You should be prepared to stay invested for over 3 years. However, you can redeem your investment, the Fund may accept requests for redemptions on Shares at the referable Net Asset Value per Share of the relevant Share Class less any Duties and Charges and the Redemption Charge on each Dealing Day, which may every Business Day or such other Business Day(s) as the Directors may determine and notify to Shareholders in advance provided that there shall be at least one dealing day per fortnight.

HOW CAN I COMPLAIN?

Complaints about the behaviour of the person who advised you on the product or sold it to you, should be addressed directly to that person. Complaints about the product or the behaviour of the manufacturer of this product should be directed to the following address:

Postal address: FundRock Management Company S.A., 33 Rue de Gasperich, 5826 Hesperange, Luxembourg.

E-mail: FRMC_qualitycare@fundrock.com

Website: <https://www.fundrock.com/policies-and-compliance/complaints-policy/>

In all cases, the complainant must clearly indicate his/her contact details (name, address, phone number or email address) and provide a brief explanation of the claim.

OTHER RELEVANT INFORMATION

Conversion right: The shareholders of a fund may convert shares of one fund into shares of another fund as the Directors may permit in one or more Creation Units.

Segregation: The assets and liabilities of the fund are segregated from those of other funds in the ICAV.

Additional information: Paper copies of the Sub-Fund's Prospectus, the Articles of Association, the Key Investor Information Document, the latest annual and semi-annual reports for the Fund may be obtained free of charge from at <https://fundinfo.fundrock.com/Professional/> and also from the Administrator available at Fundrock UCITS Platform I ICAV, 2nd Floor, Irish Life Centre, Abbey Street Lower, Dublin, D01P767, Ireland. The Net Asset Value per share will be available on <https://eden-asset.com/fund>.

Past performance and previous performance scenarios: The cost, performance and risk calculations included in this key information document follow the methodology prescribed by EU rules. Note that the performance scenarios calculated above are derived exclusively from the past performance of the Fund's share price/benchmark and that past performance is not a guide to future returns. Therefore, your investment may be at risk and you may not get back the returns illustrated. Investors should not base their investment decisions solely upon the scenarios shown.

Any past performance data presented will be for up to 10 calendar years from the date of the launch of a share class. No performance data will be presented for a share class that does not yet have performance data for one complete calendar year as there would be insufficient data to provide a useful indication of past performance to retail investors.

The representative in Switzerland is FundRock Switzerland SA, Route de Cité-Ouest 2, 1196 Gland, Switzerland. The paying agent in Switzerland is Banque Cantonale de Genève, 17, quai de l'Île, 1204 Geneva, Switzerland. The Prospectus, the Articles of Association and annual and semi-annual report, if any can be obtained free of charge from the representative in Switzerland. With regards to the Shares offered in Switzerland, the place of performance is the registered office of the representative and the place of jurisdiction is at the registered office of the representative or at the registered office or place of residence of the investor.

Previous past performance may be found at: maia.amfinfo.com/kid_past_performance_bar_chart

Previous performance scenario calculations may be found at: maia.amfinfo.com/histo_kid_scenario